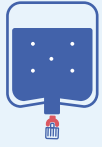


Assembly of extracorporeal circuit with Efferon® device and hemofilter in "POSTfilter" mode on RRT machine.

Efferon OÜ
Harju maakond, Tallinn, Kristiine
linnaosa, Mooni tn 18, 10613, Estonia

www.efferon.com
mail@efferon.com
+37256310093

What do you need?



0,9% saline solution bag,
1 liter



Plastic bag for priming
solution, 2 liter



DIN-Luer bloodline,
2 pcs



Heparin, 10 000 IU



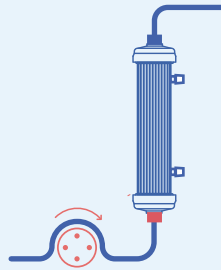
Luer-Luer adapter



Clamps, 4 pcs

1

Assemble the extracorporeal circuit of the RRT machine according to its user manual.*



2

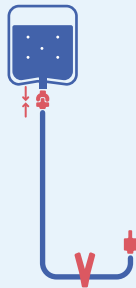
Add 10.000 IU heparin to saline solution and mix it to prepare the rinsing solution.



NaCl 0,9% + Heparin 10 000 IU

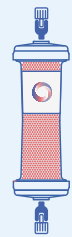
3

Connect DIN-Luer bloodline 1 with priming solution bag. Fill the bloodline with the priming solution using gravity. Attach the clamp to the bloodline.



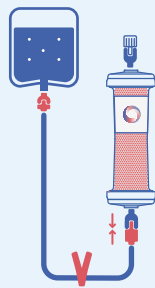
4

Mount the Efferon® device in vertical position.**



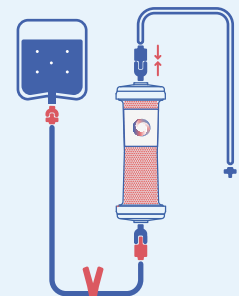
5

Remove the cap from bottom port of the Efferon® device and connect the pre-filled DIN-Luer bloodline 1 to it.



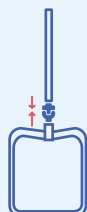
6

Remove the cap from upper port of the Efferon® device and connect the empty DIN-Luer bloodline 2 to it.



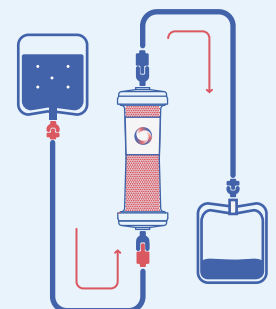
7

Connect the plastic bag for rinsing solution to DIN-Luer bloodline 2.



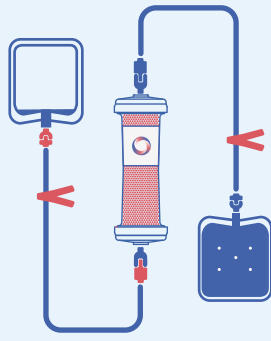
8

Remove the clamp from DIN-Luer bloodline 1 and rinse the Efferon® device using gravity.



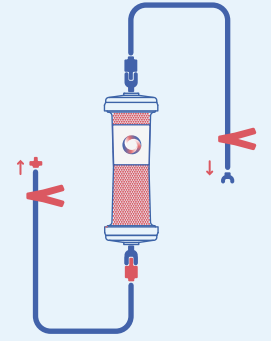
9

Put the clamp on DIN-Luer bloodline 1 and 2 after the priming is finished.



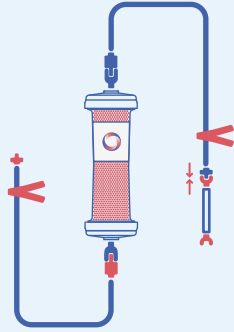
10

Disconnect the plastic bags from DIN-Luer bloodlines 1 and 2 and utilize them.



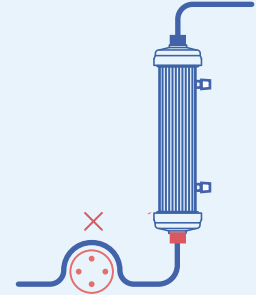
11

Connect the Luer-Luer adapter to DIN-Luer bloodline 2.



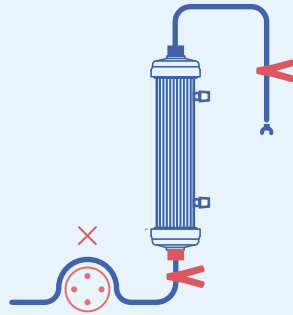
12

Stop the blood pump of RRT machine.



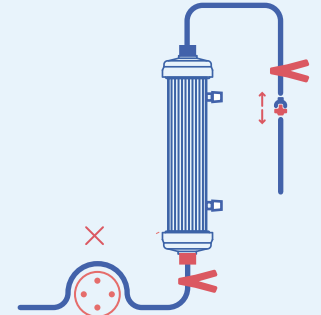
13

Put the clamps on inlet and outlet bloodlines of the hemofilter.



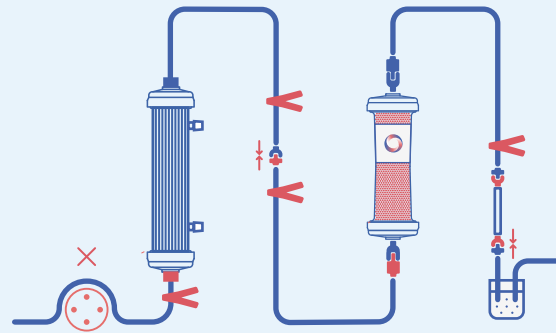
14

Disconnect the extracorporeal circuit between the hemofilter outlet and air bubble trap.



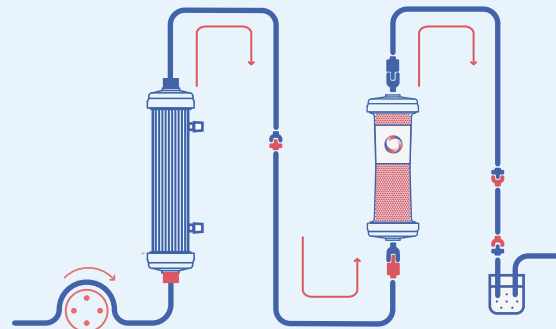
15

Connect the bloodlines in a sequence: DIN-Luer bloodline 1 is attached to the hemofilter, and Luer-Luer adapter is attached to the air bubble trap.



16

The circuit is ready. Remove all the clamps and start the blood pump.



* If RRT procedure is already being performed and Efferon® device should be installed in previously assembled circuit, stop the procedure, reinfuse the blood and go to recirculation mode.

** Efferon® device is symmetric, flow rate should be oriented from bottom to top.

Anticoagulation level before the start and during the extracorporeal treatment:
-160-210 seconds of ACT
-60-80 seconds of aPTT

Recommended duration of use is 6-12 hours (up to 24 hours)